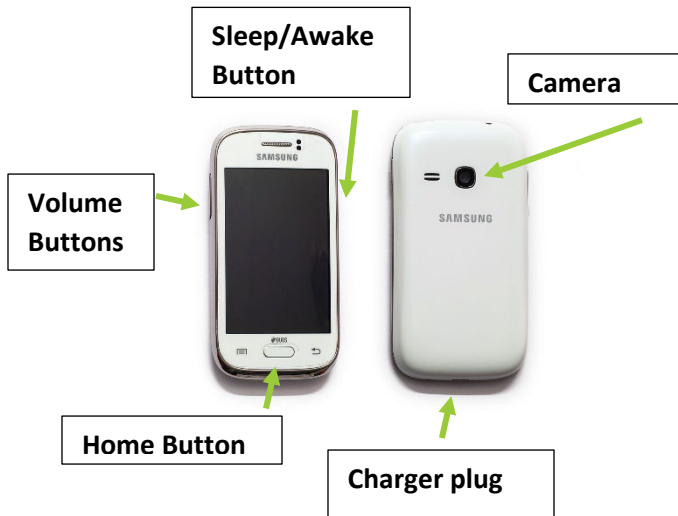


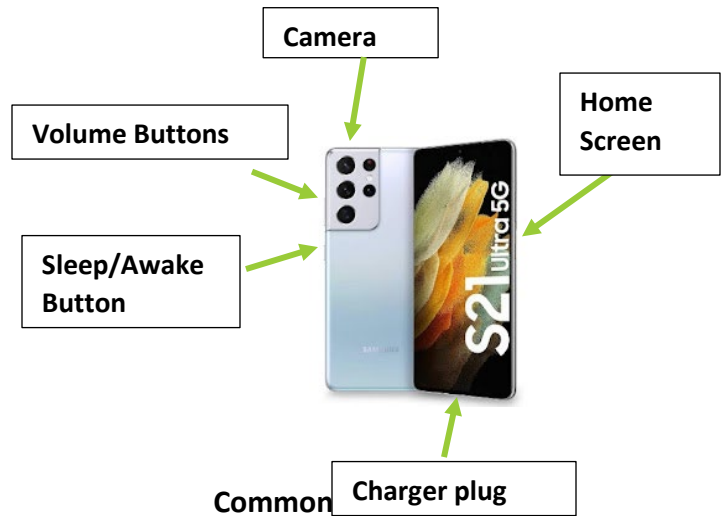
SAMSUNG BASICS FOR SENIORS

Guide to making cell phone use easy....or at least easier
Hawaii County Aging and Disability Resource Center

OLDER SAMSUNG MODEL



NEWER SAMSUNG MODEL



Home Button: return to the home screen by pressing the home button on an older phone or by swiping up on the newer phone








Volume Buttons: change the volume by using these buttons. Top button to increase volume, bottom button to decrease volume.

Sleep/Awake Button: Lock and unlock your Samsung using this button.

Charger Plug: Use this space to plug your phone in to charge.


Camera: Most phones have a front and back camera.



Common

-  **PHONE:** Place and answer phone calls, check voicemail
-  **MESSAGES:** Send and receive text messages
-  **EMAIL:** Access your email account
-  **SETTINGS:** Manage all your phone settings such as sound, ringtones and font sizes
-  **INTERNET:** Browse website pages on the internet
-  **FACETIME:** Make video calls with other Samsung users
- 



SET UP YOUR EMERGENCY ALERT

1.  Go to your settings icon and tap on the setting icon
2. Scroll down to the **Safety and Emergency** option
3. Click on the **Emergency SOS** option and

-  **Contacts** allows you to locate a phone number for people or businesses stored in your Contacts icon.
-  **Maps** can be used to find driving directions and to

TIPS

1. Your Samsung screen is a **touch screen** so you can open or access an app or icon by touching the item on your screen.
2. Use the **Samsung Internet** icon to access the internet. You can find information to help you with many things using the internet.
3. Watch for **scams**. Scams can occur with spam calls, text messages, emails or when using the internet. Be cautious if sharing personal information.

ADD/DELETE Samsung Apps

TO ADD AN APP ON YOUR PHONE:



1. Click on your app store icon on your phone. Type the name or type of application you are looking for.
2. Click on the **Install** icon to add the app to your phone's home screen.

TO DELETE AN APP ON YOUR PHONE: Press and hold down on the app icon.

An option to remove app will appear. Click the remove app option.

BENEFICIAL APPS FOR SENIORS

1. **Fall alert applications**
2. **Exercise and reminders to move applications**
3. **YouTube Application to find information**
4. **Health and medication related applications**
5. **Games and reading applications**